




Get the most from your Mac: Our picks for getting your best pics.

It's never been easier to organize, edit, and share your photos using your Mac. Below you'll find a few of the top photography accessories and applications, along with a sampling of what you can learn in our online video tutorials and free in-store workshops.

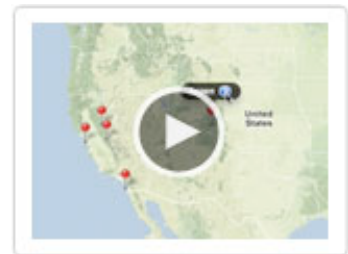


Learn about photography in person or online.

The Apple Retail Store offers [free hands-on workshops](#) covering the basics of iPhoto and Aperture. They're a great way to pick up tips and tricks straight from the Apple experts. Or learn on your own with dozens of [online video tutorials](#)—here are a few of the most popular.



Organize photos using Faces ▶



Organize photos using Places ▶



Create and share a slideshow ▶

Snap

[See all Mac computers ▶](#)

Pocket-size camera with HD video. At only 0.7 inch thick, this compact camera packs a punch with 12.1 megapixels and HD movie capabilities. And those aren't the only smart features. It also has face detection and blink detection technology.

Canon PowerShot SD780 IS
[Buy now ▶](#) [Shop all digital cameras ▶](#)



Map your memories with automatic geotagging. This SD memory card adds geographic location data to each photo. It's perfect for use with iPhoto '09, which lets you organize photos by places. The card also wirelessly transfers photos and videos to your computer and the web.

Eye-Fi Explore 4GB Wireless Memory Card
[Buy now ▶](#) [Shop all storage media ▶](#)

Organize and Edit



[Tutorial Tip](#)

Explore photos using Faces and Places.

The newest version of iPhoto, part of the iLife '09 suite, introduces amazing new features like Faces, which lets you organize photos by the people in them, and Places, which lets you browse photos by location.

iLife '09

[Upgrade now](#) ▶



You can take video tutorials everywhere you go.

Download and sync them to your iPhone and iPod from iTunes for free.

[Browse now](#) ▶

Photo Tip

Reduce the infamous red-eye effect by taking a photo without flash. Try shooting with the flash on and then with it off and see which photo you like best. You can always get the red out later with the Red-Eye tool in iPhoto. [Watch the tutorial](#) ▶

Turn your photos into treasures.



Simply choose an Apple-designed template in iPhoto, drop in your images, and add words. Make gorgeous photo books complete with dust jackets, enjoy large 24-month calendars, and produce high-quality cards and prints. [Learn more](#) ▶

Enhance and organize photos like a pro.


Go beyond basic photo editing and managing with this powerful tool. Aperture makes it easy to cull through thousands of photos in seconds. Precise toning and retouching controls help you bring out the best in your photographs, especially when working with RAW images.

Aperture

[Buy now](#) ▶



[Learn more](#) about the features in Aperture and see if it's right for you.



[Create a photo book](#) ▶



[Create your own cards](#) ▶

Print

Print up to 13-by-19-inch photos.

Enjoy lab-quality prints at home. The built-in card slots let you print directly from your memory cards. And we love the five individual ink tanks, so you replace only what you need.

HP Photosmart Pro B8550 Photo Printer

[Buy now](#) ▶ [Shop all printers](#) ▶



Share



Enjoy photos in high definition.

Not only is it great for watching and renting HD movies, Apple TV also displays your digital photos on your big screen in sharp, life-size

Did you know?

There are free iPhoto workshops at the Apple Retail Store. And just in time for Mother's Day: Join us and learn all about creating one-of-a-kind photo gifts for Mom.

[Sign up now](#) ▶



proportions. Set up slideshows or flip through your photos with the remote. You can also access Flickr photos and MobileMe galleries.

Apple TV
[Buy now ▶](#)

Let friends download full-resolution images.

Enjoy your own online gallery where you can share photos and videos. Let friends download your photos and upload their best shots. You can even publish and view photos directly from your iPhone. Visit a live [sample gallery](#) now.

MobileMe
[Sign up for a free trial ▶](#)



Back Up




Protect your photos automatically.

With a click, you can set Time Capsule to back up your computer—automatically, constantly, and wirelessly. With 500GB and 1TB models to choose from, you'll have plenty of space to protect all your photos and more.

Time Capsule, 500GB or 1TB
[Buy now ▶](#)

Learn photography basics from the pros.

Browse and download dozens of free photography podcasts from iTunes to play on your Mac, iPod, or iPhone.




The Art of Adventure Photography ▶



Photography 101 ▶



Camera Dojo: Digital Photography Enthusiasts ▶



Maarten Kroes Wildlife Photography Podcast ▶




Digital Photography and Artistry ▶



The Art of Photography ▶

Great reasons to shop online.




Check out customer ratings and reviews on nearly all the products in the [Apple Online Store](#). Once you've tried a product, be sure to add your own review.

Get free shipping on orders over \$50 when you shop the Apple Online Store or call 1-800-MY-APPLE.



At your local Apple Retail Store.

Along with all the great accessories for your Mac, we have free hands-on photo workshops. You'll learn more about our applications and how they help you manage, edit, and share the photos on your Mac. Check your local store's [workshop schedule](#) and sign up today.



1GB = 1 billion bytes and 1TB = 1 trillion bytes; actual formatted capacity less.

Space for workshops is limited and available on a first-come, first-served basis.

Aperture sold separately.

Some iLife features require Internet and web server access; MobileMe recommended. MobileMe is available to persons age 13 and